



MUNICIPIO DE CORONANGO PUEBLA
 ESTADO ANALÍTICO DEL EJERCICIO DEL PRESUPUESTO DE EGRESOS
 CLASIFICACIÓN ADMINISTRATIVA
 Del 1 de Enero al 31 de Marzo de 2023
 (Cifras en pesos)

Concepto	Egreso Aprobado (1)	Ampliaciones/Reducciones (2)	Egreso Modificado (3=1+2)	Egreso Devengado (4)	Egreso Pagado (5)	Subejercicio (6=3-4)
3 SECTOR PUBLICO MUNICIPAL	247,464,095.97	1,200,000.00	248,664,095.97	37,248,135.31	35,390,469.21	211,415,960.66
3.1 SECTOR PUBLICO NO FINANCIERO	247,464,095.97	1,200,000.00	248,664,095.97	37,248,135.31	35,390,469.21	211,415,960.66
3.1.1 GOBIERNO GENERAL MUNICIPAL	247,464,095.97	1,200,000.00	248,664,095.97	37,248,135.31	35,390,469.21	211,415,960.66
3.1.1.1 GOBIERNO MUNICIPAL	247,464,095.97	1,200,000.00	248,664,095.97	37,248,135.31	35,390,469.21	211,415,960.66
3.1.1.1.1 ORGANO EJECUTIVO MUNICIPAL (AYUNTAMIENTO)	247,464,095.97	1,200,000.00	248,664,095.97	37,248,135.31	35,390,469.21	211,415,960.66
3.1.1.1.1.50 CORONANGO PUEBLA	247,464,095.97	1,200,000.00	248,664,095.97	37,248,135.31	35,390,469.21	211,415,960.66
000 RAMO GENERAL	0.00	0.00	0.00	0.00	0.00	0.00
01 PRESIDENCIA	4,119,474.24	0.00	4,119,474.24	676,024.25	676,024.25	3,443,449.99
02 SINDICATURA	4,927,133.20	1,200,000.00	6,127,133.20	2,859,170.38	1,859,170.38	3,267,962.82
03 REGIDORES	3,943,315.62	0.00	3,943,315.62	991,780.21	990,974.21	2,951,535.41
04 AGUA POTABLE Y ALCANTARILLADO	3,498,969.40	0.00	3,498,969.40	1,241,436.42	1,252,032.41	2,257,532.98
05 BIENESTAR Y AGRICULTURA	1,021,285.04	0.00	1,021,285.04	98,428.31	98,428.31	922,856.73
06 CONTRALORIA	3,127,975.28	0.00	3,127,975.28	1,434,426.48	1,006,373.30	1,693,548.80
07 DESARROLLO ECONOMICO	582,116.92	0.00	582,116.92	61,449.93	61,449.93	520,666.99
08 DIRECCION DIF	5,495,044.64	0.00	5,495,044.64	2,440,750.73	2,440,750.73	3,054,293.91
09 EDUCACION	1,921,199.04	0.00	1,921,199.04	153,401.10	153,401.10	1,767,797.94
10 CULTURA	7,717,000.00	0.00	7,717,000.00	70,188.24	70,188.24	7,646,811.76
11 TRADICIONES Y COSTUMBRES	55,808.28	0.00	55,808.28	0.00	0.00	55,808.28
12 GOBERNACION	1,276,973.24	0.00	1,276,973.24	101,153.52	100,361.52	1,175,819.72
13 INSTANCIA MUNICIPAL DE LA JUVENTUD Y EL DEPORTE	35,132.88	0.00	35,132.88	0.00	0.00	35,132.88
14 INSTANCIA MUNICIPAL DE LA JUVENTUD	58,000.00	0.00	58,000.00	0.00	0.00	58,000.00
15 INSTANCIA MUNICIPAL DE LA MUJER	564,719.60	0.00	564,719.60	39,401.60	25,950.80	525,318.00
16 JUNTAS AUXILIARES	1,450,000.00	0.00	1,450,000.00	169,994.81	169,994.81	1,280,005.19
17 MISIONES DE SAN FRANCISCO	0.00	0.00	0.00	0.00	0.00	0.00
18 OBRAS PUBLICAS	68,067,897.20	0.00	68,067,897.20	483,100.34	483,100.34	67,584,796.86
19 DESARROLLO URBANO	2,541,572.24	0.00	2,541,572.24	285,610.71	281,437.64	2,255,961.53
20 MEDIO AMBIENTE	1,358,897.32	0.00	1,358,897.32	41,574.17	41,574.17	1,317,323.15
21 COMUNICACION SOCIAL	2,720,033.36	0.00	2,720,033.36	322,576.32	316,269.73	2,397,457.04
22 PLANEACION	303,361.72	0.00	303,361.72	72,550.96	72,550.96	230,810.76
23 ATENCION Y PARTICIPACION CIUDADANA	212,481.36	0.00	212,481.36	26,019.90	21,683.25	186,461.46
24 PROTECCION CIVIL	4,091,150.84	0.00	4,091,150.84	266,588.58	264,134.97	3,824,562.26
25 SALUD	4,105,265.92	0.00	4,105,265.92	706,377.79	706,377.79	3,398,888.13
26 SECRETARIA GENERAL	880,351.56	0.00	880,351.56	131,779.25	131,779.25	748,572.31
27 COMISARIA DE SEGURIDAD PÚBLICA	24,125,292.84	0.00	24,125,292.84	3,838,725.58	3,806,884.29	20,286,567.26
28 SERVICIOS PUBLICOS	12,822,917.54	0.00	12,822,917.54	6,586,182.60	6,309,729.93	6,236,734.94
29 ALUMBRADO PUBLICO	0.00	0.00	0.00	0.00	0.00	0.00
30 MERCADO MUNICIPAL	0.00	0.00	0.00	0.00	0.00	0.00
31 PANTEONES, PARQUES Y JARDINES	0.00	0.00	0.00	0.00	0.00	0.00



ESTADO ANALÍTICO DEL EJERCICIO DEL PRESUPUESTO DE EGRESOS
 CLASIFICACIÓN ADMINISTRATIVA
 Del 1 de Enero al 31 de Marzo de 2023
 (Cifras en pesos)

Concepto	Egreso Aprobado (1)	Ampliaciones/Reducciones (2)	Egreso Modificado (3=1+2)	Egreso Devengado (4)	Egreso Pagado (5)	Subejercicio (6=3-4)
32 TESORERIA	26,849,497.16	0.00	26,849,497.16	5,328,250.38	5,314,489.58	21,521,246.78
33 CONTABILIDAD	2,185,903.52	0.00	2,185,903.52	1,474,983.96	1,469,740.48	710,919.56
34 INGRESOS	2,257,967.08	0.00	2,257,967.08	437,857.01	435,132.69	1,820,110.07
35 CATASTRO	2,120,969.52	0.00	2,120,969.52	305,300.65	305,300.65	1,815,668.87
36 SISTEMAS	3,665,846.52	0.00	3,665,846.52	1,690,021.50	1,682,898.16	1,975,825.02
37 PATRIMONIO Y PARQUE VEHICULAR	10,313,975.36	0.00	10,313,975.36	1,070,471.99	1,070,471.99	9,243,503.37
38 EJECUCION Y VERIFICACION	416,323.92	0.00	416,323.92	104,416.87	104,416.87	311,907.05
39 ADQUISICION Y RECURSOS MATERIALES	16,295,304.25	0.00	16,295,304.25	347,032.65	347,032.65	15,948,271.60
40 FINANZAS	297,582.20	0.00	297,582.20	65,785.57	65,785.57	231,796.63
41 RECURSOS HUMANOS	1,298,800.04	0.00	1,298,800.04	272,836.29	265,172.89	1,025,963.75
42 TRANSPARENCIA	368,066.36	0.00	368,066.36	68,872.15	65,040.45	299,194.21
43 REGISTRO CIVIL	1,041,386.20	0.00	1,041,386.20	320,922.79	320,922.79	720,463.41
44 NORMATIVIDAD Y REGULACION COMERCIAL	452,728.12	0.00	452,728.12	151,985.01	151,985.01	300,743.11
45 JUZGADO MUNICIPAL	130,000.00	0.00	130,000.00	95,965.92	85,750.02	34,034.08
46 PREVENCIÓN AL DELITO Y ATENCIÓN A VÍCTIMAS	373,749.16	0.00	373,749.16	66,751.35	66,591.16	306,997.81
47 SECRETARIA PARTICULAR	546,821.96	0.00	546,821.96	540,202.95	540,202.95	6,619.01
48 DIRECCION DE ARCHIVO	606,899.96	0.00	606,899.96	136,158.02	131,343.81	470,741.94
49 COORDINACION DE SEGURIDAD CIUDADANA	326,271.00	0.00	326,271.00	57,260.94	57,260.94	269,010.06
50 DIRECCION DE SEGURIDAD PUBLICA	6,568,128.52	0.00	6,568,128.52	1,000,237.90	1,000,237.90	5,567,890.62
51 DIRECCION DE VIALIDAD	6,582,054.48	0.00	6,582,054.48	253,667.99	249,227.32	6,328,386.49
52 OFICIALIA DE PARTES	169,691.04	0.00	169,691.04	67,733.65	67,733.65	101,957.39
53 FOMENTO AGROPECUARIO	2,340,292.28	0.00	2,340,292.28	123,226.11	123,226.11	2,217,066.17
54 AYUNTAMIENTO	0.00	0.00	0.00	0.00	0.00	0.00
55 DIRECCION DE DEPORTES	1,162,468.04	0.00	1,162,468.04	60,880.24	60,880.24	1,101,587.80
56 IGUALDAD SUSTANTIVA	70,000.00	0.00	70,000.00	32,280.34	32,280.34	37,719.66
57 MEJORA REGULATORIA	0.00	0.00	0.00	76,340.90	36,722.68	-76,340.90
TOTAL DEL GASTO	247,464,095.97	1,200,000.00	248,664,095.97	37,248,135.31	35,390,469.21	211,415,960.66

Bajo protesta de decir verdad declaramos que los Estados Financieros y sus notas, son razonablemente correctos y son responsabilidad del emisor.

IGNACIO GUTIÉRREZ RODRÍGUEZ
 SECRETARIO DEL AYUNTAMIENTO DEL R. MUNICIPIO DE CORONANGO

IGNACIO GUTIÉRREZ RODRÍGUEZ
 SECRETARIO DEL AYUNTAMIENTO DEL R. MUNICIPIO DE CORONANGO

2023-03-31

MUNICIPIO DE CORONANGO PUEBLA

ESTADO ANALÍTICO DEL EJERCICIO DEL PRESUPUESTO DE EGRESOS
CLASIFICACIÓN ADMINISTRATIVA

Del 1 de Enero al 31 de Marzo de 2023
(Cifras en pesos)



COSE ESPINDOLA ROBELES
TESORERO MUNICIPAL
MUNICIPAL
CORONANGO, PUE
2021 - 2024